HUAJIA MACHINERY

SERVO HYDRAULIC PRESSES

Sliding Table / Cold or Hot Press Configuration

Customized hydraulic forming equipment engineered around your material, mold and production process.



Dongguan Huajia Hydraulic Machinery Manufacturing Co., Ltd.

hydraulicpressm.com

01 / EQUIPMENT OVERVIEW

Engineered for your forming process

A servo-driven hydraulic platform with a movable sliding table, configured for the product you need to manufacture.



Servo hydraulic control

Adjust hydraulic output to match the pressing cycle, with configurable pressure, speed and holding time.

Movable sliding table

Move the mold outside the pressing area for convenient material loading, demolding and mold changes.

Cold or hot pressing

Select the platen and thermal system according to the material and forming process.

Customized construction

Design pressing force, table size, stroke and opening height around your tooling and production needs.

02 / MACHINE DETAILS

Built around practical operation

Actual equipment photographs show the key mechanical, hydraulic and control components.



Servo hydraulic system

Servo motor and hydraulic pump assembly.



Safety light curtain

Protective sensing at the working area.



Platens and cylinders

Pressing assembly and mold mounting surfaces.



Touchscreen control

Process settings and operating status display.

03 / FORMING CONFIGURATIONS

One platform. Two process options.

The equipment is supplied as a cold press or a hot press according to the application, rather than assuming both functions are standard.

COLD PRESS

Preheat material separately when required, then compress in the mold. Optional water-cooled platens support cooling and shape stabilization.

EVA foam, XPE foam, PET felt and suitable sponge composites.

HOT PRESS

Heated platens provide process temperature during pressing, holding and forming or curing. Heating and temperature control are selected for the material.

Carbon fiber prepreg and other suitable heat-formable composites.



Typical sliding table cycle

01 Prepare material and load mold

02 Move sliding table into pressing position

03 Press and hold according to process settings

04 Release pressure and return pressing assembly

05 Move table out, demold and inspect

04 / TECHNICAL CONFIGURATION

Specifications & customization

Final specifications are determined by product dimensions, material, mold design and production requirements.

PARAMETER	CONFIGURATION
Machine type	Sliding table servo hydraulic press
Pressing force	Customized
Working table size	Customized to mold dimensions
Cylinder stroke / opening height	Customized
Sliding table travel	According to mold and loading requirements
Hydraulic drive	Servo motor-driven hydraulic system
Pressure / speed / holding time	Adjustable according to configuration
Thermal configuration	Cold press or hot press
Heating / cooling	Selected according to forming process
Control system	Touchscreen control; functions by project
Safety configuration	Light curtains, emergency stop; other options by design
Power supply / motor power	According to final equipment design
Automation	Optional, according to production requirements

Note: Specifications are for reference only. Final equipment configuration is subject to the approved technical proposal.

05 / PROJECT INQUIRY

Your product. Your equipment solution.

Work with Huajia to define the appropriate hydraulic forming equipment before manufacturing begins.



Send us your production requirements

- Product drawings or samples
- Raw material and finished product dimensions
- Mold size and structure
- Required pressure and temperature, if known
- Target cycle time and production capacity
- Factory power supply and automation needs

REQUEST A CUSTOM MACHINE PROPOSAL

Dongguan Huajia Hydraulic Machinery Manufacturing Co., Ltd.

Dongguan, Guangdong, China

hydraulicpressm.com | +86 13612798711